

PROYECTO PEDAGÓGICO DE AULA: ¡CON RESPONSABILIDAD HEMOS LOGRADO REENCONTRARNOS... ALCANZAMOS LA META

PENSAMIENTO: VERBAL

INGLES GUIA #5 CUARTO PERIODO

FECHA DE INICIO: SEPT 13-24

PREGUNTA PROBLÉMICA

- ¿Qué hacer para alcanzar la meta académica del año lectivo?

METAS DE APRENDIZAJE / COMPETENCIAS A DESARROLLAR

Proponer en inglés, a través de lenguaje sencillo, acciones para el cuidado de su cuerpo y sus relaciones con los demás.

LECTURE

LECTURE 1





Let's draw this image in your notebook. Anímate a decir la hora en inglés y dibuja el reloj en tu cuaderno.



Picture 1 Telling the Time (WoodWardEnglish, 2003)

Look at the imagines and compare them with the previous picture.

Observa estas imágenes y compara con el dibujo anterior.

			
It's Half past three	It's Quarter to three	It's Quarter past three	It's Three o'clock

RECURSOS

<https://www.youtube.com/watch?v=ElxaxnagTo>

ACTIVITY

ACTIVITY 1

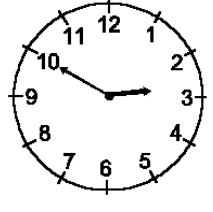
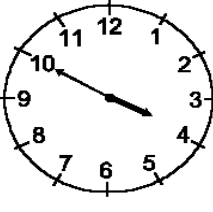
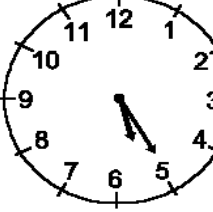
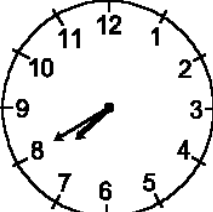
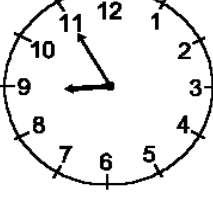
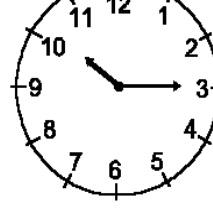
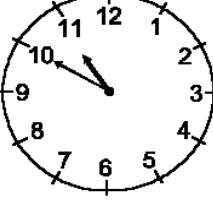
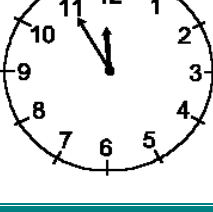
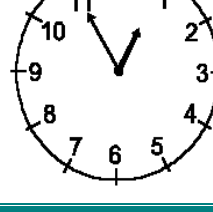
To ask the time you only need to say **What time is it?**

Para preguntar en English solo basta decir: **What time is it?** Observa el ejemplo de cómo puedes responder y escribe en la casilla (**B**) la respuesta correcta así:

A.	B	C
1. It's three o'clock.	j	a. 12:25
2. It's a quarter past eight.		b. 8:05
3. It's ten thirty.		c. 11:25
4. It's five to five.		d. 1:58
5. It's nine twenty five.		e. 8:15
6. It's twenty-five to eleven.		f. 4:55
7. It's two to two.		g. 10:35
8. It's eleven twenty-five.		h. 9:25
9. It's five past eight.		i. 10:30
10. It's twelve thirty-five.		j. 3:00

ACTIVITY 2

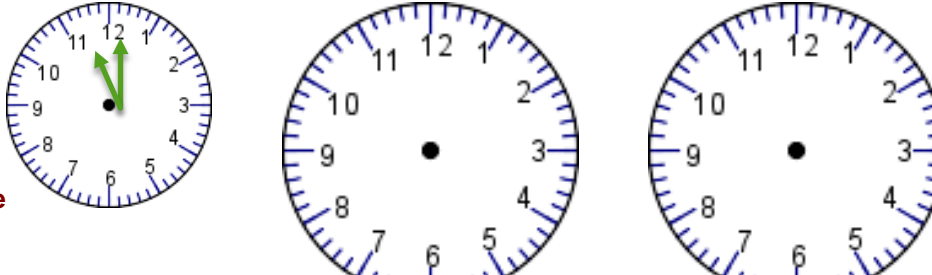
What time is it?

 EXAMPLE:		
It's ten to three		
		
		

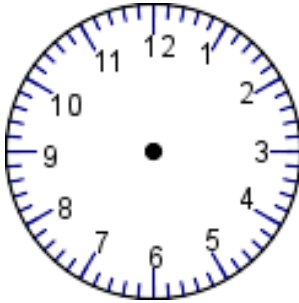
ACTIVITY 3

Marca la hora en cada uno de los relojes como en el ejemplo.

Example

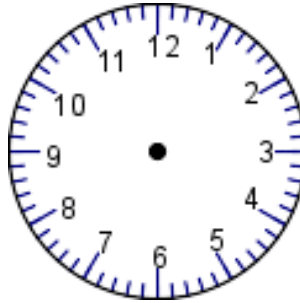


It's eleven o'clock.



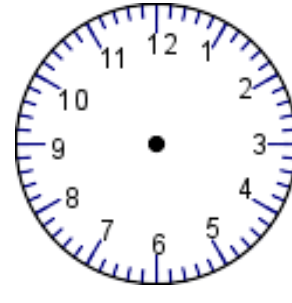
It's twelve fifty-five.

It's a quarter past six.



It's twenty to nine.

It's ten to seven.



It's three thirty

picture 2. Drawing the Time (Pinterest.com, s.f.)

Escribe la hora como en el ejemplo.

Example: *It's three o'clock:* 3:00

1. It's three past two: _____
2. It's twenty five to eleven: _____
3. It's a quarter past one: _____
4. It's six o'clock: _____
5. It's half past four: _____

Escribe la hora como en el ejemplo.

Example: *2:45 = It's a quarter to three*

1. 2:35 = _____
2. 1:05 = _____
3. 6:30 = _____
4. 11:45 = _____
5. 12:15 = _____

BIBLIOGRAPHY

Pinterest.com. (s.f.). *Drawing the Time*. Obtenido de [Template]: Recuperado de:
<https://co.pinterest.com/pin/402861129158853443/>

WoodWardEnglish. (2003). *Telling the Time*. Obtenido de [Template]: Recuperado de:
https://www.vocabulary.cl/Basic/Telling_Time.htm

INFORMATION

TEACHER

Name:

Groups:

e-mail:

WhatsApp:

