



INSTITUTO UNIVERSITARIO DE CALDAS

"Dignificando la escuela transformamos el mundo"

GUÍA DE TRABAJO VIRTUAL

ASIGNATURA: [INGLÉS GRADO SEXTO] SEMANA DE TRABAJO: JULIO 26- JULIO 30

GUÍA ELABORADA POR: (MARÍA YORMEN VANEGAS GÓMEZ)

INSTITUTO UNIVERSITARIO DE CALDAS

METAS DE APRENDIZAJE / COMPETENCIAS A DESARROLLAR

1. Utilizar correctamente el verbo "ser o estar" en pasado.
2. Identificar los meses del año y utilizarlos en frases sencillas.
3. Leer comprensivamente un texto en pasado, utilizando el verbo "to be"

WARM UP

Months of the Year
Find and circle the months of the year. Look for the words both horizontally → and vertically ↓.

| | | | | | | | | | | |
|---|---|---|---|---|---|---|---|---|---|---|
| O | C | T | O | B | E | R | S | N | D | Q |
| A | P | R | I | L | N | F | E | O | E | K |
| J | A | N | U | A | R | Y | P | V | C | F |
| V | O | D | U | B | M | L | T | E | E | E |
| Y | O | B | V | T | A | H | E | M | M | B |
| Z | K | H | I | M | T | U | M | B | B | R |
| G | O | H | A | A | G | H | B | E | E | U |
| M | E | U | Z | R | O | E | E | R | R | A |
| A | A | V | V | C | M | Y | R | A | R | R |
| Y | S | I | R | H | T | J | U | N | E | Y |
| A | U | G | U | S | T | G | J | U | L | Y |

© 2015 puzzles-to-print.com



INSTITUTO UNIVERSITARIO DE CALDAS

"Dignificando la escuela transformamos el mundo"

GUÍA DE TRABAJO VIRTUAL

PRESENTATION 1

REVIEW OF THE VERB "TO BE" PRESENT

PRACTICE

Verb to be

Affirmative / short form

| | |
|----------|---------|
| I am | I'm |
| You are | You're |
| We are | We're |
| They are | They're |
| He is | He's |
| She is | She's |
| It is | It's |

Negative / short form

| | |
|--------------|-------------|
| I am not | I'm not |
| You are not | You aren't |
| We are not | We aren't |
| They are not | They aren't |
| He is not | He isn't |
| She is not | She isn't |
| It is not | It isn't |

Interrogative

Am I?
Are you?
Are we?
Are they?
Is he?
Is she?
Is it?

Write in the correct Verb to be.

- Donna ___ my best friend.
- Ron and Dave ___ brother and sister.
- My grandmother ___ 90 year old.
- You ___ a good student.
- My house ___ very pretty.
- I ___ not at home.
- Dan and I ___ in school right now.
- My book ___ 300 pages long.
- My friends ___ funny.
- The children ___ at a summer camp.

Rewrite the sentences in the negative form.

- Lilly and Sean are on vacation. _____
- Ben is hungry right now. _____
- My mother is a teacher. _____
- I am at the cinema. _____
- It is about to rain today. _____
- The books are heavy. _____
- They are poor. _____
- The kitchen is clean. _____

Answer the questions according to the pictures:

- Is it a sunny day? Yes, it is.
- Is the bag heavy? _____
- Are the trees short? _____
- Is the car purple? _____
- Are they at a restaurant? _____
- Are the glasses empty? _____
- Is the coffee hot? _____
- Is the snake long? _____
- Are the puppies cute? _____





WAS - WERE TO BE - Past Tense

AFFIRMATIVE

I **was** happy.
He **was** hungry.
She **was** a nurse.
It **was** big.

NEGATIVE

I **wasn't** sad.
He **wasn't** thirsty.
She **wasn't** a teacher.
It **wasn't** small.

**wasn't =
was not**

We **were** early.
You **were** at school.
They **were** quiet.

We **weren't** late.
You **weren't** at home.
They **weren't** noisy.

**weren't =
were not**

QUESTIONS

+ Affirmative

They **were** happy.

She **was** rich.

? Question

Were they happy ?

Was she rich ?

Short Answer

Yes, they were / No, they weren't

Yes, she was / No, she wasn't

TRANSLATION OF THE SENTENCES

I WAS HAPPY: YO ESTABA FELIZ

HE WAS HUNGRY: EL ESTABA HAMBRIENTO

SHE WAS A NURSE: ELLA ERA ENFERMERA

IT (OBJECT, ANIMAL) WAS BIG: ERA GRANDE

WE WERE EARLY: NOSOTROS ESTUVIMOS TEMPRANO

YOU WERE AT SCHOOL: USTED-USTEDES ESTABA/AN EN EL COLEGIO

THEY WERE QUIET: ELLOS-ELLAS ESTABAN TRANQUILOS/AS



PRESENTATION 3

Repasa el verbo en forma negativa.

To Be - Negative Sentences

| Subject | To Be | Examples |
|---------|----------|--------------------------------------|
| I | was not | I was not tired this morning. |
| You | were not | You were not crazy. |
| He | was not | He was not married. |
| She | was not | She was not famous. |
| It | was not | It was not hot yesterday. |
| We | were not | We were not invited. |
| You | were not | You were not at the party. |
| They | were not | They were not friends. |

PRESENTATION 4

Observa el video sobre el pasado del verbo "To be" ser o estar.

<https://youtu.be/6lYlpjqrPYE>





ACTIVIDAD

En esta actividad debes completar las frases, utilizando WAS or WERE, dependiendo de la imagen, debes fijarte muy bien en el sujeto. Repasa el cuadro explicativo anterior, si es necesario.

Was or were?



My mother
_____ ill.



My friends
_____ happy.




They
_____ angry.




The pizza _____ delicious!




You _____ bored.




The dog
_____ hungry.



He _____ very tall.



The coffee
_____ too hot.



The weather
_____ cold.



You _____ tired.




The children
_____ excited.




It _____ very rainy.




We _____ late.



The cat
_____ scared.



My parents
_____ proud.



I _____ sleepy.



INSTITUTO UNIVERSITARIO DE CALDAS

"Dignificando la escuela transformamos el mundo"

GUÍA DE TRABAJO VIRTUAL

ACTIVIDAD

Read the text about Maggie and answer the questions.



Hello, my name is Maggie Peterson, I am eleven years old, I am in seventh grade. **Yesterday** I invited Betty and Paul, my best friends, to play videogames in my house, after school . My family was not at home. My parents were in the farm, my little brother Peter, was in the park, he loves playing with other kids. Susan, my sister was in the hospital, she is a nurse. My dog "Snow" was sleeping in her bed, upstairs.

We enjoyed playing our favorite games. Betty and Paul were happy. Paul was excited all the time, Car racing is his favorite game.

We also ate some snacks, it was a wonderful time!

READ THE QUESTIONS AND COMPLETE THE ANSWERS.

1. Where were Maggie's parents yesterday?
They were in _____
2. Where was Peter, Maggie's little brother?
He was in _____
3. Where was Susan yesterday?
She was in _____
4. Where was "Snow", Maggie's dog?
She was in _____
5. What did Maggie and her friends eat?
They ate _____

WRITE TRUE OR FALSE (Verdadero o Falso)

1. Maggie Peterson is ten years old _____
2. Maggie is in seventh grade _____
3. Maggie invited four friends to play videogames. _____
4. Maggie's sister is a nurse. _____
5. The dog's name is "Snow". _____
6. Betty and Paul were not happy. _____
7. Car racing is Paul's favorite game. _____
8. Snow was in the park with Peter. _____



INSTITUTO UNIVERSITARIO DE CALDAS

"Dignificando la escuela transformamos el mundo"

GUÍA DE TRABAJO VIRTUAL

PRACTICE

Write the months of the year in order, read how they are used in sentences. (below the chart)

| Months of the Year | |
|-----------------------------|--|
| Write in the correct order. | |
| January | |
| March | |
| July | |
| October | |
| August | |
| February | |
| June | |
| December | |
| November | |
| April | |
| September | |
| May | |

STUDENTS BEGIN CLASSES IN JANUARY

MOTHER'S DAY IS CELEBRATED IN MAY

HALLOWEEN IS CELEBRATED IN OCTOBER

MY BIRTHDAY IS IN JUNE

THE LAST MONTH OF THE YEAR IS DECEMBER

FRIENDSHIP'S DAY IS IN SEPTEMBER

VALENTINE'S DAY IS CELEBRATED IN FEBRUARY

PEOPLE FLY KITES IN AUGUST



ACTIVIDAD 1

En esta actividad debes leer cuidadosamente el texto, da click en la carita, según sea falso o verdadero.

Reading

Yesterday

Yesterday was a nice day. I was on small trip with my family.
We were at the park for one hour.
My mother was surprised because finally we were not at home.
My father was a little worried because of the virus.
My sister was happy and in love with the sun.
My grandpa was bored because he stayed at home.
The weather was great, it was hot and sunny.
The park was green and clean, it was beautiful.
It was one of the best days of my life.

True or false

- They were at the beach yesterday.
- His mother was surprised.
- His father was a little worried because of the virus.
- His grandpa was bored at the park.
- The weather was cold and cloudy.
- The park was green and clean.

| | | | |
|--------------------------|------|--------------------------|-------|
| <input type="checkbox"/> | TRUE | <input type="checkbox"/> | FALSE |
| <input type="checkbox"/> | TRUE | <input type="checkbox"/> | FALSE |
| <input type="checkbox"/> | TRUE | <input type="checkbox"/> | FALSE |
| <input type="checkbox"/> | TRUE | <input type="checkbox"/> | FALSE |
| <input type="checkbox"/> | TRUE | <input type="checkbox"/> | FALSE |
| <input type="checkbox"/> | TRUE | <input type="checkbox"/> | FALSE |

Finish!!



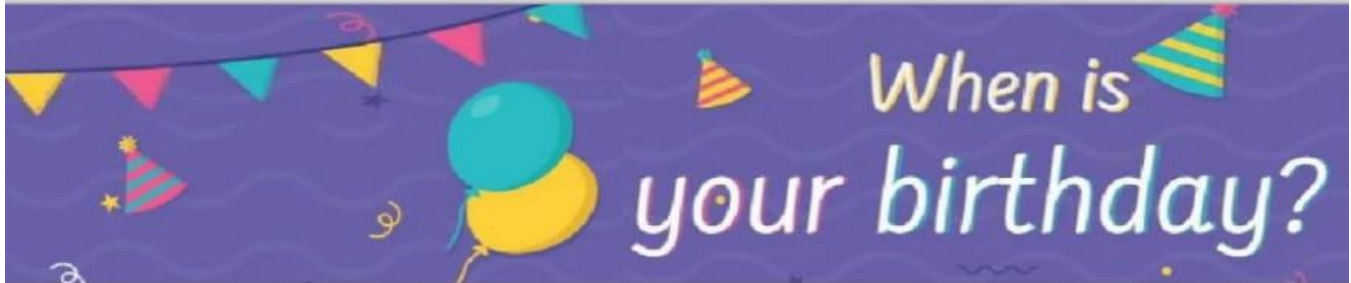
INSTITUTO UNIVERSITARIO DE CALDAS

"Dignificando la escuela transformamos el mundo"

GUÍA DE TRABAJO VIRTUAL

ACTIVITY 2

En esta actividad debes fijarte en la imagen y el mes en que cada persona cumple años, con el cursor arrastra la palabra (mes) hacia el espacio.



* Look at the picture then drag and drop.
(Observa la imagen y luego arrastra el mes que corresponde.)

| | | | | | |
|---------|----------|-----------|---------|----------|----------|
| | | | | | |
| JANUARY | FEBRUARY | MARCH | APRIL | MAY | JUNE |
| | | | | | |
| JULY | AUGUST | SEPTEMBER | OCTOBER | NOVEMBER | DECEMBER |

My birthday is in **April** _____

My birthday is in _____

My birthday is in _____

My birthday is in _____

My birthday is in _____

My birthday is in _____

My birthday is in _____

March

June

September

January

August

November

Finish!!



INSTITUTO UNIVERSITARIO DE CALDAS

"Dignificando la escuela transformamos el mundo"

GUÍA DE TRABAJO VIRTUAL

CRITERIOS DE EVALUACIÓN Y PLAZOS DE ENTREGA

Desarrollo de las actividades y enviarlos a través de [websiteliveworksheets.com](https://www.websiteliveworksheets.com) a Julio 30 -2021

Trata de hacer las actividades completas, tienes tiempo suficiente para realizarlas, en caso de que cometas un error y quieras rectificarlo, comunícate con el docente para que habilite nuevamente la actividad y la puedas corregir, lee bien las indicaciones para desarrollar cada actividad.

Una vez hayas finalizado la actividad no olvides dar **FINISH** en la parte de abajo, la página inmediatamente te mostrará la nota. Serán tres actividades por semana.

SE LES PIDE ENCARECIDAMENTE LEER Y REVISAR BIEN LA GUÍA PARA QUE PUEDAN ENTENDER LAS ACTIVIDADES: LAS PRESENTACIONES, LOS EJERCICIOS DE PRÁCTICA, EL VIDEO, LAS ILUSTRACIONES, ETC.

HORARIOS DE ASESORIA POR ZOOM

GRADO: 6A

FECHA Y HORA: Julio

ID REUNIÓN: 386 799 3708

CÓDIGO DE ACCESO: mayova67

GRADO: 6B

FECHA Y HORA: Julio

ID REUNIÓN: 386 799 3708

CÓDIGO DE ACCESO: mayova67

GRADO: 6C

FECHA Y HORA:

ID REUNIÓN: 387 351 8705

CÓDIGO DE ACCESO: IUC

NOTA: Los links para los encuentros se enviarán un día previo, o el mismo día, a los grupos del whatsapp, por favor estar atentos a los mensajes.



INSTITUTO UNIVERSITARIO DE CALDAS

"Dignificando la escuela transformamos el mundo"

GUÍA DE TRABAJO VIRTUAL

INFORMACIÓN DE CONTACTO

DOCENTE 1

- Nombre: María Yormen Vanegas Gómez
- Grupos: 6A-6B
- Correo: mariayvanegasg.76@gmail.com
- Teléfono: Whatsapp: 3137671929