



# INSTITUTO UNIVERSITARIO DE CALDAS

"Dignificando la escuela transformamos el mundo"

GUÍA DE TRABAJO VIRTUAL

ASIGNATURA: [INGLÉS GRADO SÉPTIMO] RECUPERACIÓN SEGUNDO PERIODO

Guía elaborada por: MARÍA YORMEN VANEGAS GÓMEZ Y JORGE ADALVER MURCIA

## METAS DE APRENDIZAJE / COMPETENCIAS A DESARROLLAR

1. Identifica los adjetivos en frases y textos
2. Utiliza los números en diferentes contextos.
3. Responde frases a preguntas con "How many"
4. Relaciona vocabulario de la ropa con las ilustraciones.
5. Escribe frases en presente continuo.

## Importance of English in the world

- ⊙ Jobs
- ⊙ Education
- ⊙ The actual universal language
- ⊙ English can be at least understood almost everywhere





# INSTITUTO UNIVERSITARIO DE CALDAS

"Dignificando la escuela transformamos el mundo"

GUÍA DE TRABAJO VIRTUAL

PRESENTATION 1

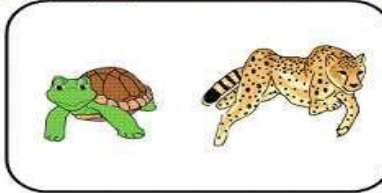
ADJECTIVES

## ADJECTIVES




**STRONG**

**WEAK**



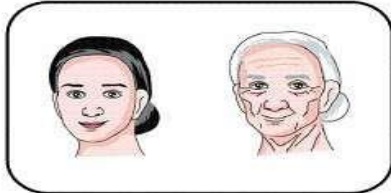
**SLOW**

**FAST**




**HEAVY**

**LIGHT**




**YOUNG**

**OLD**




**THIN**

**FAT**



**SMALL**

**BIG**




**TALL**

**SHORT**



**BEAUTIFUL**

**UGLY**



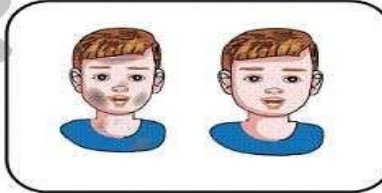
**SOFT**

**HARD**



**EMPTY**

**FULL**



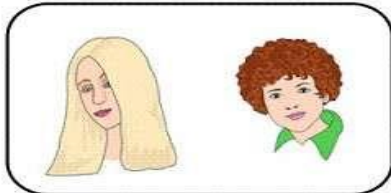
**DIRTY**

**CLEAN**




**CLOSE**

**FAR**



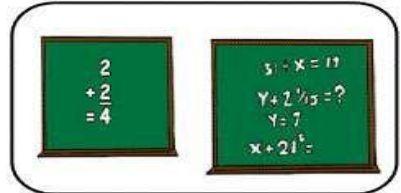
**LONG**

**SHORT**



**GOOD**

**BAD**



**EASY**

**DIFFICULT**





# INSTITUTO UNIVERSITARIO DE CALDAS

"Dignificando la escuela transformamos el mundo"

## GUÍA DE TRABAJO VIRTUAL

### ACTIVITY 1

En esta actividad debes escribir en el espacio el opuesto del adjetivo, utiliza el diccionario si es necesario.

Escribe una frase con cada adjetivo en el cuaderno, utiliza el verbo ser o estar y otros verbos.

## Opposite Adjectives

	ASLEEP .....		
	POOR .....		
	HIGH .....		
	STRONG .....		
	FAT .....		
	HAPPY .....		
	SHORT .....		
	EASY .....		
	CHEAP .....		
	NEAR .....		
	BUSY .....		
	CLOUDY .....		
	NICE .....		
	BIG .....		

iSLCollective.com



En esta actividad debes escribir el número correspondiente al resultado en el espacio.

## NUMBER 1-100

### Spell the numbers.

- |            |            |
|------------|------------|
| 60 = ..... | 26 = ..... |
| 45 = ..... | 71 = ..... |
| 92 = ..... | 38 = ..... |
| 84 = ..... | 13 = ..... |
| 11 = ..... | 82 = ..... |
| 73 = ..... | 67 = ..... |
| 56 = ..... | 45 = ..... |
| 29 = ..... | 94 = ..... |

### Write the numbers.

- |                       |                      |
|-----------------------|----------------------|
| forty-seven = .....   | eighty-four = .....  |
| fifty-one = .....     | thirty-three = ..... |
| twenty-three = .....  | ninety-five = .....  |
| sixty-nine = .....    | eighty-two = .....   |
| seventy-eight = ..... | sixteen = .....      |

### Write the right answer in the blank.

- |                                |                 |
|--------------------------------|-----------------|
| 25 + 56 = .....eighty-one..... | 37 + 51 = ..... |
| 30 + 54 = .....                | 73 + 19 = ..... |
| 46 + 24 = .....                | 51 + 49 = ..... |
| 65 + 12 = .....                | 77 + 6 = .....  |
| 68 - 26 = .....                | 82 - 11 = ..... |
| 99 - 44 = .....                | 51 - 23 = ..... |
| 76 - 35 = .....                | 68 - 13 = ..... |
| 55 - 12 = .....                | 97 - 5 = .....  |





# INSTITUTO UNIVERSITARIO DE CALDAS

"Dignificando la escuela transformamos el mundo"

GUÍA DE TRABAJO VIRTUAL

PRESENTATION 2

HOW MANY...? CUÁNTOS...?

UTILIZAMOS "HOW MANY" PARA PREGUNTAR "CUÁNTOS".... HAY? **POR EJEMPLO:**

HOW MANY STUDENTS IN THE SCHOOL? THERE ARE 2500 STUDENTS IN THE SCHOOL.





## ACTIVITY 3

## HOW MANY...?

1. En esta actividad debes contar y completar la respuesta, el número se debe escribir en letras y en inglés.

  Look at the picture. Write the answers.



- 1 HOW MANY BURGERS ARE THERE? THERE ARE SIX.
- 2 HOW MANY APPLES ARE THERE? THERE ARE
- 3 HOW MANY ORANGES ARE THERE? THERE ARE
- 4 HOW MANY CAKES ARE THERE? THERE ARE
- 5 HOW MANY ICE CREAMS ARE THERE? THERE ARE
- 6 HOW MANY BANANAS ARE THERE? THERE ARE

2. ANSWER THE FOLLOWING PERSONAL QUESTIONS.

- a. How many brothers and sisters do you have?  
\_\_\_\_\_
- b. How many English books do you have?  
\_\_\_\_\_
- c. How many romos in your house?  
\_\_\_\_\_
- d. How many TV sets in your house?  
\_\_\_\_\_
- e. How many Universities in your city?  
\_\_\_\_\_



# INSTITUTO UNIVERSITARIO DE CALDAS

"Dignificando la escuela transformamos el mundo"

GUÍA DE TRABAJO VIRTUAL

PRESENTATION 3

SIMPLE PAST

Past Simple Tense		
Affirmative (+)	Negative (-)	Interrogative (?)
S+V <sub>ed/2</sub> +... .	S+ <b>didn't</b> +V <sub>1</sub> +... .	Q <sub>wh</sub> + <b>Did</b> +S+V <sub>1</sub> +... ?
I played	I play	What I play
You went	You go	When you go
We read	We read	Where we read
They + wrote	They write	Who they write
He studied	He + <b>didn't</b> + study	How + <b>Did</b> + he + study?
She learned	She learn	Why she learn
It listened	It listen	it listen
began	begin	begin
came	come	come

Time indicators: Yesterday, last night/week/month/year, ... days/weeks ago, this morning/afternoon, at the weekend

## EXAMPLES

I PLAYED FOOTBALL YESTERDAY

YOU WENT TO PARIS LAST YEAR

WE READ AN INTERESTING BOOK THIS MORNING

THEY WROTE A BEAUTIFUL POEM

HE STUDIED FRENCH IN FRANCE

SHE LEARNED HOW TO COOK LAST MONTH

IT (THE CONCERT) BEGAN AT FIVE O'CLOCK

YOU CAME LATE TO CLASS YESTERDAY





# INSTITUTO UNIVERSITARIO DE CALDAS

"Dignificando la escuela transformamos el mundo"

## GUÍA DE TRABAJO VIRTUAL

### ACTIVITY 4

En esta actividad debes colocar el verbo en paréntesis en la forma del pasado.

# Yesterday ! ...

I <b>served</b> many meals.	I <b>(cook)</b> delicious meals.	I <b>(rob)</b> a bank.	I <b>(paint)</b> a nice picture.	I <b>(repair)</b> a car.
I <b>(carry)</b> some boxes.	I <b>(walk)</b> the dog.	I <b>(attack)</b> a ship.	I <b>(deliver)</b> some pizzas.	I <b>(instal)</b> new software in my pc.
I <b>(fix)</b> the motorbike.	I <b>(play)</b> guitar.	I <b>(smoke)</b> a cigar.	I <b>(telephone)</b> my girlfriend.	I <b>(offer)</b> him a coffee.
I <b>(conduct)</b> the orchestra.	They <b>(invite)</b> me to a costume party.	I <b>(entertain)</b> kids at the circus.	I <b>(skate)</b> a lot.	I <b>(wave)</b> goodbye.





# INSTITUTO UNIVERSITARIO DE CALDAS

*"Dignificando la escuela transformamos el mundo"*

GUÍA DE TRABAJO VIRTUAL



# INSTITUTO UNIVERSITARIO DE CALDAS

"Dignificando la escuela transformamos el mundo"

## GUÍA DE TRABAJO VIRTUAL

### CRITERIOS DE EVALUACIÓN Y PLAZOS DE ENTREGA

Desarrollo de las actividades, enviarlas al whatsapp o correo de la profesora, finalizando el tercer periodo debe de haber enviado el trabajo.

#### NOTA:

Por favor si envían el trabajo al correo, enviar mensaje por whatsapp.

### INFORMACIÓN DE CONTACTO

---

#### DOCENTE

- Nombre: María Yormen Vanegas Gómez
  - Grupos: (6A-6B-6C)
  - Correo: [mariayvanegasg.76@gmail.com](mailto:mariayvanegasg.76@gmail.com)
  - Teléfono, whatsapp: (3137671929)
-